

Midterm Project

Power Point Presentation Project

FOOD & BEVERAGES IN AMERICA

OBJECTIVES

- SWBAT recognize and name American foods
- SWBAT recognize and name American beverages

Ismet CAVUSOGLU

MA ELT - ANADOLU UNIVERSITY

MS SLED:TESOL - SUNY CORTLAND

Food & Beverages in America

Ismet CAVUSOGLU
MA ELT – ANADOLU UNIVERSITY
MSc SLEd: TESOL –SUNY CORTLAND

I used a different font in this slide and centered all the text. The slide can be proceeded by clicking on it.

TABLE OF CONTENTS

- What is this Food?
- What is this Drink?

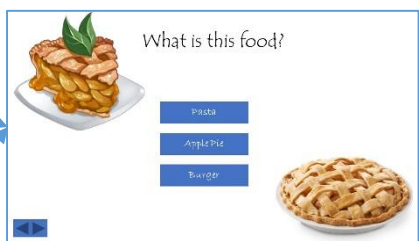
I used a different font in this slide and centered all the text. The slide can be proceeded by clicking on it.

OBJECTIVES


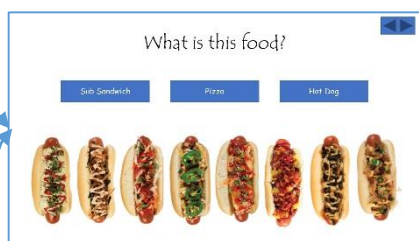
- *SWBAT recognize and name American foods*
- *SWBAT recognize and name American beverages*

I used a different font in this slide and centered some of the text. The slide can be proceeded by clicking on it.


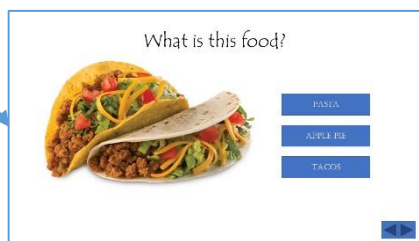
I used a different font in this slide and centered all the text. I added action buttons. If the answer is correct, the slide leads to a hidden slide where a feedback is given for correct answer, and if the answer is incorrect, the slide leads to a hidden slide where a feedback for wrong answer is given. The slide can be proceeded by clicking on the right arrow and the slide can go back to the previous slide by clicking on the left arrow. I added an animation to all the items in the slide. Each hidden slide that proceeds by clicking on the action button has a sound affect that is played automatically. If the answer is correct, a clapping sound will be heard and if the answer is wrong, my voice will be heard saying "please try again by clicking anywhere". I recorded myself and trimmed the recording to fit in length of the presentation.






I used a different font in this slide and centered all the text. I added action buttons. If the answer is correct, the slide leads to a hidden slide where a feedback is given for correct answer, and if the answer is incorrect, the slide leads to a hidden slide where a feedback for wrong answer is given. The slide can be proceeded by clicking on the right arrow and the slide can go back to the previous slide by clicking on the left arrow. I added an animation to all the items in the slide. Each hidden slide that proceeds by clicking on the action button has a sound affect that is played automatically. If the answer is correct, a clapping sound will be heard and if the answer is wrong, my voice will be heard saying "please try again by clicking anywhere". I recorded myself and trimmed the recording to fit in length of the presentation.




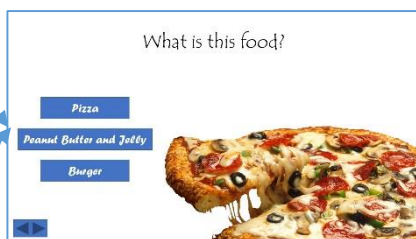
I used a different font in this slide and centered all the text. I added action buttons. If the answer is correct, the slide leads to a hidden slide where a feedback is given for correct answer, and if the answer is incorrect, the slide leads to a hidden slide where a feedback for wrong answer is given. The slide can be proceeded by clicking on the right arrow and the slide can go back to the previous slide by clicking on the left arrow. I added an animation to all the items in the slide. Each hidden slide that proceeds by clicking on the action button has a sound affect that is played automatically. If the answer is correct, a clapping sound will be heard and if the answer is wrong, my voice will be heard saying "please try again by clicking anywhere". I recorded myself and trimmed the recording to fit in length of the presentation.



I used a different font in this slide and centered all the text. I added action buttons. If the answer is correct, the slide leads to a hidden slide where a feedback is given for correct answer, and if the answer is incorrect, the slide leads to a hidden slide where a feedback for wrong answer is given. The slide can be proceeded by clicking on the right arrow and the slide can go back to the previous slide by clicking on the left arrow. I added an animation to all the items in the slide. Each hidden slide that proceeds by clicking on the action button has a sound affect that is played automatically. If the answer is correct, a clapping sound will be heard and if the answer is wrong, my voice will be heard saying "please try again by clicking anywhere". I recorded myself and trimmed the recording to fit in length of the presentation.



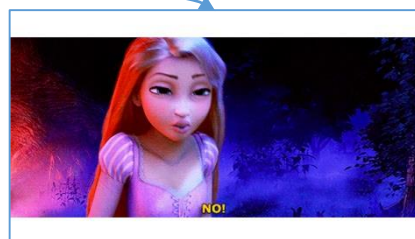


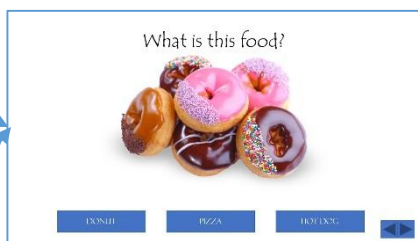
I used a different font in this slide and centered all the text. I added action buttons. If the answer is correct, the slide leads to a hidden slide where a feedback is given for correct answer, and if the answer is incorrect, the slide leads to a hidden slide where a feedback for wrong answer is given. The slide can be proceeded by clicking on the right arrow and the slide can go back to the previous slide by clicking on the left arrow. I added an animation to all the items in the slide. Each hidden slide that proceeds by clicking on the action button has a sound affect that is played automatically. If the answer is correct, a clapping sound will be heard and if the answer is wrong, my voice will be heard saying "please try again by clicking anywhere". I recorded myself and trimmed the recording to fit in length of the presentation.



I used a different font in this slide and centered all the text. I added action buttons. If the answer is correct, the slide leads to a hidden slide where a feedback is given for correct answer, and if the answer is incorrect, the slide leads to a hidden slide where a feedback for wrong answer is given. The slide can be proceeded by clicking on the right arrow and the slide can go back to the previous slide by clicking on the left arrow. I added an animation to all the items in the slide. Each hidden slide that proceeds by clicking on the action button has a sound affect that is played automatically. If the answer is correct, a clapping sound will be heard and if the answer is wrong, my voice will be heard saying "please try again by clicking anywhere". I recorded myself and trimmed the recording to fit in length of the presentation.




I used a different font in this slide and centered all the text. I added action buttons. If the answer is correct, the slide leads to a hidden slide where a feedback is given for correct answer, and if the answer is incorrect, the slide leads to a hidden slide where a feedback for wrong answer is given. The slide can be proceeded by clicking on the right arrow and the slide can go back to the previous slide by clicking on the left arrow. I added an animation to all the items in the slide. Each hidden slide that proceeds by clicking on the action button has a sound affect that is played automatically. If the answer is correct, a clapping sound will be heard and if the answer is wrong, my voice will be heard saying "please try again by clicking anywhere". I recorded myself and trimmed the recording to fit in length of the presentation.




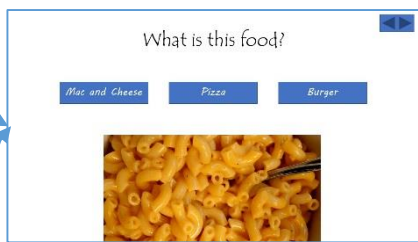
I used a different font in this slide and centered all the text. I added action buttons. If the answer is correct, the slide leads to a hidden slide where a feedback is given for correct answer, and if the answer is incorrect, the slide leads to a hidden slide where a feedback for wrong answer is given. The slide can be proceeded by clicking on the right arrow and the slide can go back to the previous slide by clicking on the left arrow. I added an animation to all the items in the slide. Each hidden slide that proceeds by clicking on the action button has a sound affect that is played automatically. If the answer is correct, a clapping sound will be heard and if the answer is wrong, my voice will be heard saying "please try again by clicking anywhere". I recorded myself and trimmed the recording to fit in length of the presentation.



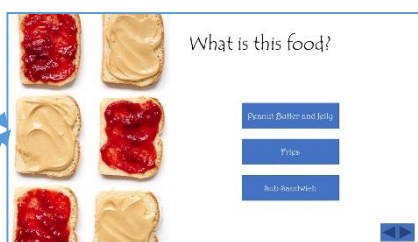
I used a different font in this slide and centered all the text. I added action buttons. If the answer is correct, the slide leads to a hidden slide where a feedback is given for correct answer, and if the answer is incorrect, the slide leads to a hidden slide where a feedback for wrong answer is given. The slide can be proceeded by clicking on the right arrow and the slide can go back to the previous slide by clicking on the left arrow. I added an animation to all the items in the slide. Each hidden slide that proceeds by clicking on the action button has a sound affect that is played automatically. If the answer is correct, a clapping sound will be heard and if the answer is wrong, my voice will be heard saying "please try again by clicking anywhere". I recorded myself and trimmed the recording to fit in length of the presentation.




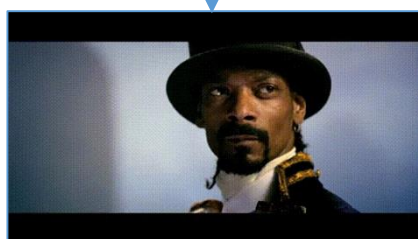
I used a different font in this slide and centered all the text. I added action buttons. If the answer is correct, the slide leads to a hidden slide where a feedback is given for correct answer, and if the answer is incorrect, the slide leads to a hidden slide where a feedback for wrong answer is given. The slide can be proceeded by clicking on the right arrow and the slide can go back to the previous slide by clicking on the left arrow. I added an animation to all the items in the slide. Each hidden slide that proceeds by clicking on the action button has a sound affect that is played automatically. If the answer is correct, a clapping sound will be heard and if the answer is wrong, my voice will be heard saying "please try again by clicking anywhere". I recorded myself and trimmed the recording to fit in length of the presentation.




I used a different font in this slide and centered all the text. I added action buttons. If the answer is correct, the slide leads to a hidden slide where a feedback is given for correct answer, and if the answer is incorrect, the slide leads to a hidden slide where a feedback for wrong answer is given. The slide can be proceeded by clicking on the right arrow and the slide can go back to the previous slide by clicking on the left arrow. I added an animation to all the items in the slide. Each hidden slide that proceeds by clicking on the action button has a sound affect that is played automatically. If the answer is correct, a clapping sound will be heard and if the answer is wrong, my voice will be heard saying "please try again by clicking anywhere". I recorded myself and trimmed the recording to fit in length of the presentation.




I used a different font in this slide and centered all the text. I added action buttons. If the answer is correct, the slide leads to a hidden slide where a feedback is given for correct answer, and if the answer is incorrect, the slide leads to a hidden slide where a feedback for wrong answer is given. The slide can be proceeded by clicking on the right arrow and the slide can go back to the previous slide by clicking on the left arrow. I added an animation to all the items in the slide. Each hidden slide that proceeds by clicking on the action button has a sound affect that is played automatically. If the answer is correct, a clapping sound will be heard and if the answer is wrong, my voice will be heard saying "please try again by clicking anywhere". I recorded myself and trimmed the recording to fit in length of the presentation.



I used a different font in this slide and centered all the text. I added action buttons. If the answer is correct, the slide leads to a hidden slide where a feedback is given for correct answer, and if the answer is incorrect, the slide leads to a hidden slide where a feedback for wrong answer is given. The slide can be proceeded by clicking on the right arrow and the slide can go back to the previous slide by clicking on the left arrow. I added an animation to all the items in the slide. Each hidden slide that proceeds by clicking on the action button has a sound affect that is played automatically. If the answer is correct, a clapping sound will be heard and if the answer is wrong, my voice will be heard saying "please try again by clicking anywhere". I recorded myself and trimmed the recording to fit in length of the presentation.




I used a different font in this slide and centered all the text. I added action buttons. If the answer is correct, the slide leads to a hidden slide where a feedback is given for correct answer, and if the answer is incorrect, the slide leads to a hidden slide where a feedback for wrong answer is given. The slide can be proceeded by clicking on the right arrow and the slide can go back to the previous slide by clicking on the left arrow. I added an animation to all the items in the slide. Each hidden slide that proceeds by clicking on the action button has a sound affect that is played automatically. If the answer is correct, a clapping sound will be heard and if the answer is wrong, my voice will be heard saying "please try again by clicking anywhere". I recorded myself and trimmed the recording to fit in length of the presentation.




I used a different font in this slide and centered all the text. I added action buttons. If the answer is correct, the slide leads to a hidden slide where a feedback is given for correct answer, and if the answer is incorrect, the slide leads to a hidden slide where a feedback for wrong answer is given. The slide can be proceeded by clicking on the right arrow and the slide can go back to the previous slide by clicking on the left arrow. I added an animation to all the items in the slide. Each hidden slide that proceeds by clicking on the action button has a sound affect that is played automatically. If the answer is correct, a clapping sound will be heard and if the answer is wrong, my voice will be heard saying "please try again by clicking anywhere". I recorded myself and trimmed the recording to fit in length of the presentation.



I used a different font in this slide and centered all the text. I added action buttons. If the answer is correct, the slide leads to a hidden slide where a feedback is given for correct answer, and if the answer is incorrect, the slide leads to a hidden slide where a feedback for wrong answer is given. The slide can be proceeded by clicking on the right arrow and the slide can go back to the previous slide by clicking on the left arrow. I added an animation to all the items in the slide. Each hidden slide that proceeds by clicking on the action button has a sound affect that is played automatically. If the answer is correct, a clapping sound will be heard and if the answer is wrong, my voice will be heard saying "please try again by clicking anywhere". I recorded myself and trimmed the recording to fit in length of the presentation.



I used a GIF and a different font in this slide and centered all the text. The slide can be proceeded by clicking on it.



I used a different font in this slide and aligned left all the text. The slide can be proceeded by clicking on it and it is the last slide of the presentation. The whole presentation consists of 69 slides. I edited some pictures to fit in the presentations.